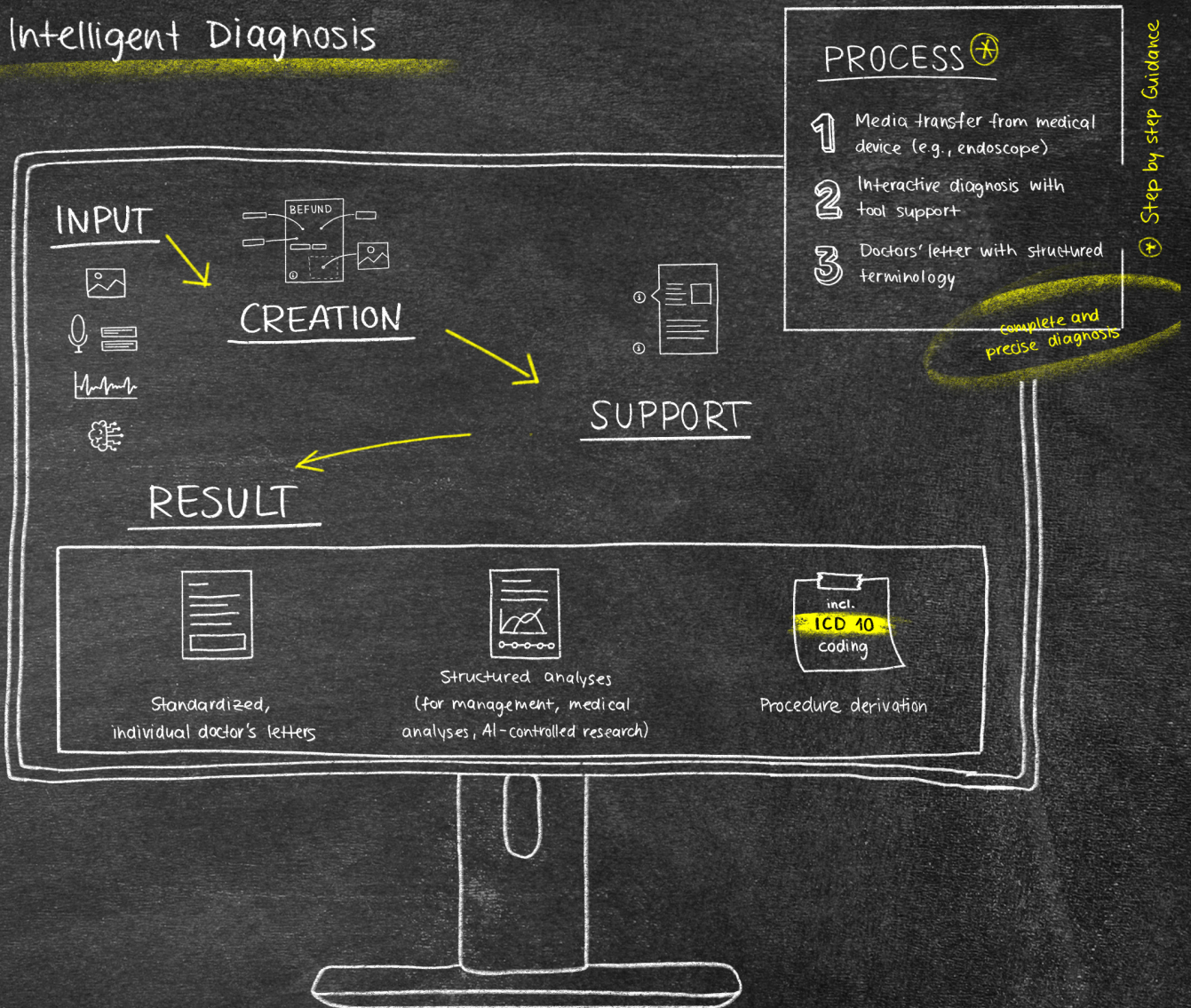


NEXUS / ADVANCED REPORTING

Intelligent Diagnosis



QUARTERLY STATEMENT

01ST JANUARY TO 31ST OF MARCH 2022

Financial Highlights for the 1st Quarter 2022 and 2021

	Q1 2022	Q1 2021	Change
Sales and operating result	KEUR	KEUR	(in %)
Sales	49,498	43,940	12.6
Segment revenues Healthcare Software (unconsolidated)	47,970	42,075	14.0
Segment revenues Healthcare Service (unconsolidated)	2,231	4,440	-49.8
Domestic sales	25,713	23,212	10.8
Sales in foreign countries	23,785	20,728	14.7
EBITDA	10,175	9,086	12.0
EBITA	7,161	6,105	17.3
EBIT	5,985	5,049	18.5
EBT	5,669	4,970	14.1
Consolidated net income	4,393	3,820	15.0
Cash flow from operating activities	27,971	20,489	36.5
Earnings per share (undiluted/diluted) in EUR	0.26	0.23	13.0
Ongoing development costs and depreciations			
Capitalization of software developments	591	670	-11.8
Total depreciation	4,190	4,037	3.8
Acquisition-related depreciation from purchase price allocation	1,176	1,056	11.4
Assets and equity capital			
Non-current assets	179,457	181,118 ¹⁾	-0.9
Current assets	90,020	66,223 ¹⁾	35.9
Liquid assets	46,279	26,172 ¹⁾	76.8
Equity capital	144,545	142,403 ¹⁾	1.5
Share price (closing price, Xetra, in EUR)	54.20	54.80	-1.1
Employees (quarterly average)	1,504	1,417	6.1

¹⁾ Key date 31/12/2021

As rounded figures are used in this report, it is possible that the totals and calculated percentage figures may vary slightly.

Letter to our Stockholders

Dear Stockholders,

A challenging first quarter is behind us, in which the challenges of the pandemic have overlapped with the consequences of the Russian war in Ukraine. The consequences of the pandemic were particularly noticeable. High levels of sick leave for us and our customers as well as the restrictions that were in place in hospitals made our services business more difficult. The home office and quarantine rules also meant that we were less present with our customers than we would have liked.

It is therefore very motivating that, despite these developments, we can also show **a strong increase in sales and earnings in the first quarter of 2022** and thus successfully continue our strong growth history.

Our sales increased by approx. 12.6% to EUR 49.50 million in the first three months compared to the previous year. Our earnings before interest and income taxes (EBIT) increased by approx. 18.5% to KEUR 5,985. With an **EBITDA of approx. KEUR 10,175** and an operating **cash flow of KEUR 27,971**, we were again able to present a very strong result for the first quarter. The result per share increased by 13.0% from **EUR 0.23 (3M-2021) to EUR 0.26**.

The **state-funded digitization programs** launched during the pandemic in Germany, France and other European countries contributed to this result. Although we have not yet achieved significant revenues from these programs in the first quarter, the market is evidently on the move and new orders are rising significantly – including independently of the programs. The **war in Ukraine**, which began at the end of February, had only a minor impact on our business, although NEXUS ceased its business in Russia with immediate effect after the outbreak of war. We had installed software to determine the risk of pregnancies in approximately 145 Russian clinics. However, the contribution to sales and earnings is relatively small. We will have to continue to monitor the effects of the war on public budgets, inflation and interest rate developments.

First of all, we will continue to focus on our **innovation priorities in 2022**, on which we have worked intensively in recent years. This is important because our investment priorities "NEXUS / ADVANCED REPORTING", NEXUS / PORTAL and NEXUS / VNA are also essential components of the tenders related to the **Hospital Future Act**. We are especially focusing on **"NEXUS / ADVANCED REPORTING"**. The module supports the creation of findings texts and diagnoses based on image analyses, predefined terminologies and experience (AI). As a result, findings can be produced significantly faster and in higher quality. In addition, diagnoses in this module are structured in such a way that they can be easily evaluated in the future and provide an important basis for medical statistics. Starting with demanding endoscopic, cardiological and radiological findings, we will use the module in all our software applications across the board and internationally in the future. We are

convinced of the success of this development and speak resolutely of a **leap in efficiency and quality** in clinical informatics.

On the sales side, very **important tenders** were again decided in our favor in the first quarter. The decision of the **Charité** to introduce NEXUS / E&L at three Charité sites for gastroenterology and pneumology was certainly significant. We were able to win **over the Maria Hilf hospital** from Mönchengladbach as **a new HIS customer** and thus set an important signal for the competitive strength of Nexus AG. In addition, there was a large number of new orders in connection with the **Hospital Future Act (KH-ZG) program**. Sales in the laboratory and pathology sector were also very strong in the first quarter. We received a special order in the Netherlands. The **Gelderse Vallei Hospital, NL** has placed a major order for the introduction of the HIS and numerous NEXUS-modules.

It turns out that in this phase that we can use our **product and technology** strengths for new orders, also thanks to the Hospital Future Act.

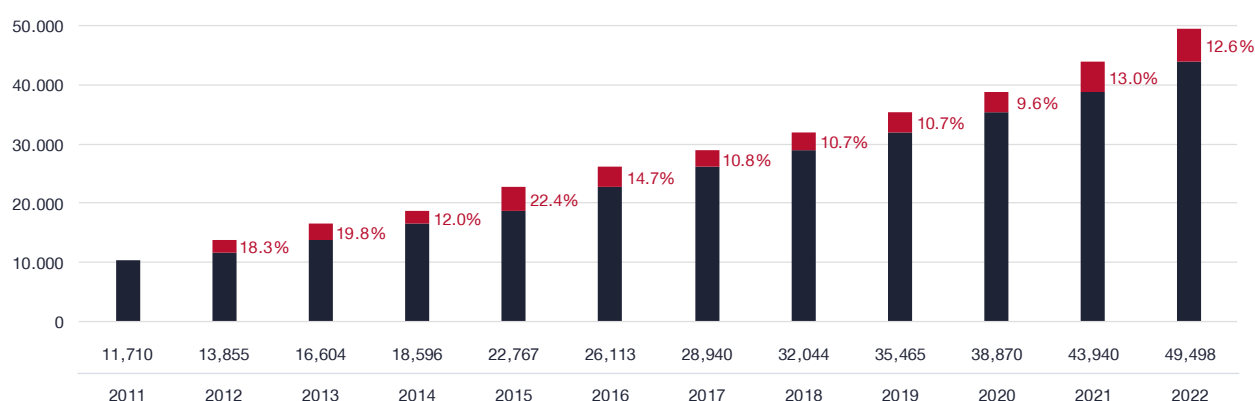
In addition to focusing on our products and customers, we have strengthened our NEXUS area thanks to **a smaller company acquisitions** in our NEXUS / LABORATORY area and our national company NEXUS / SCHWEIZ.

Since February 2022, we have held a 60 % interest in **oneICT AG, Switzerland**. The company is expanding the product portfolio of NEXUS / SCHWEIZ in the area of ICT services. On 21/03/2022, we also signed the contract for the majority takeover of **ifms GmbH, Saarbrücken**. The company develops and distributes pathology software. Thanks to its highly specialized staff and the integration of its software products, we can serve the pathology market even more thoroughly and expand our position.



— Dr. Ingo Behrendt, Chief Executive Officer (CEO)

2011 to 2022 __ Group Sales (Q1) in KEUR



OUTLOOK: Keep focused!

The first three months of 2022 were again extremely positive. The pandemic and the war have challenged us and our customers in many places. We are therefore proud that NEXUS is also in a strong condition at this stage.

With growth of approx. 13% and an increase in EBIT of approx. 19%, we achieved a very convincing result in the first quarter.

Highlights Q1 2022 – Company development

- + Strong sales increase in the first quarter +12.6%
- + Corona impacts on sales and projects can be compensated
- + Large tenders won again
- + Large order in the Netherlands

However, the war, inflation and the still smoldering pandemic continue to create uncertainty in the markets and among our customers.

Even though we have **barely felt the business consequences** of these crises, we still need to remain vigilant and monitor the risks. This also applies to the negative development in the equity markets, from which NEXUS-stock is suffering despite strong operating figures.

Nevertheless, we are very **optimistic** about the rest of the year 2022. We will already realize sales from the national digitization programs this year and see additional opportunities for acquisitions in the continued consolidation phase on the market. In addition, our product innovations provide very interesting new potential that we will pursue intensively.

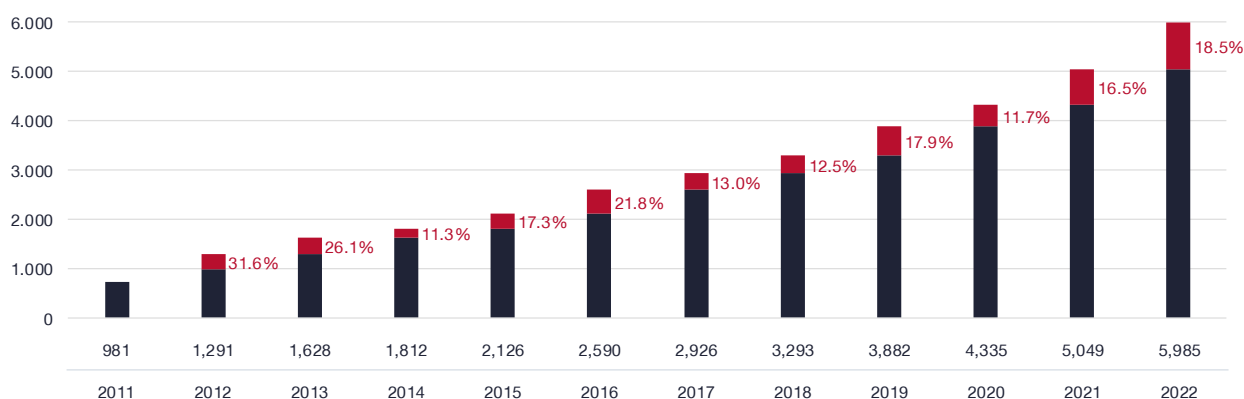
The NEXUS-team is determined to focus entirely on the current **opportunities** in 2022 and to implement the next growth steps in our company.

Warm regards,



Dr. Ingo Behrendt
Chief Executive Officer

2011 to 2022 __ EBIT (Q1) in KEUR



Interim Annual Report

REPORT ABOUT THE PROFIT, FINANCIAL AND ASSET SITUATION

NEXUS Group sales increased from KEUR 43,940 to KEUR 49,498 (+12.6%) in the first three months of the year 2022. The stable, positive sales development of NEXUS Group of recent years could be continued with that.

In the Healthcare Service Division, sales of KEUR 2,231 were achieved after KEUR 4,440 (3M-2021), i.e., approx. -49.8% less than in the previous year. The reason for this was a one-off very large hardware project in the previous year's quarter. This includes sales of KEUR 689 (previous year: KEUR 2,557) with the Healthcare Software segment. On the other hand, sales increased from KEUR 42,075 (3M-2021) to KEUR 47,970 (+14.0%) in the Healthcare Software Division. This includes sales of KEUR 14 (previous year: KEUR 18) with the Healthcare Service segment.

Based on the regional development of sales, we were able to increase sales in Germany by 10.8 % to KEUR 25,713 (3M-2021: KEUR 23,212). In international business, we achieved sales of KEUR 23,785 in the first quarter 2022 compared to KEUR 20,728 in the previous year (+14.8%). Sales in Switzerland (+19.4%), the Netherlands (+16.4%), Austria (+38.5%) and Poland (+14.2%) were very strong, while business performance in France declined (-0.9%). The companies acquired in the first quarter of 2022 generated and consolidated revenue of TEUR 387.

Consolidated earnings before income interest and taxes (EBIT) developed very positively. They improved by 18.5% to KEUR 5,985 (3M-2021: KEUR 5,049). A value of KEUR 7,161 was achieved in EBITA and consequently was 17.3% over the value of previous year (3M-2021: KEUR 6,105). EBITDA reached KEUR 10,175 in the first quarter of 2022 (3M-2021: KEUR 9,086) and consequently was 12.0% higher than in the previous year. The companies acquired in the first quarter of 2022 generated and consolidated an EBIT of TEUR 58 in total.

Cash flow from operating activities amounted to KEUR 27,971 (3M-2021: KEUR 20,489) in the first quarter, and thus significantly higher than in the previous year 36.5 %. This is a high value, which especially resulted from prepayments on projects and maintenance contracts.

The consolidated surplus increased by 15.0% and amounted to KEUR 4,393 for the first quarter 2022 following KEUR 3,820 (3M-2021). The undiluted result per share amounted to EUR 0.26 (previous year: EUR 0.23) (diluted: EUR 0.26; previous year: EUR 0.23). Cash resources including short-term financial assets amounted to KEUR 46,279 on 31/03/2022 (31/12/2021: KEUR 26,172).

Investments in tangible and intangible assets were made in the amount of KEUR 1,152 in the first quarter 2022 (3M-2021: KEUR 1,116). This includes KEUR 591 (3M-2021: KEUR 670) for capitalizing software developments.

The balance sheet total increased from KEUR 247,341 to KEUR 269,477 compared to 31/12/2021 (9.0%). Intangible assets, goodwill and balanced-out deferred taxes add up to a total of KEUR 152,512 following previously KEUR 152,312 (31/12/2021). Receivables from customers amount to KEUR 30,250 following KEUR 31,930 on 31/12/2021.

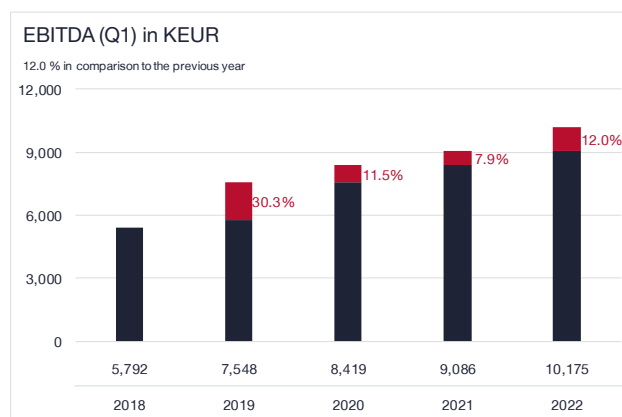
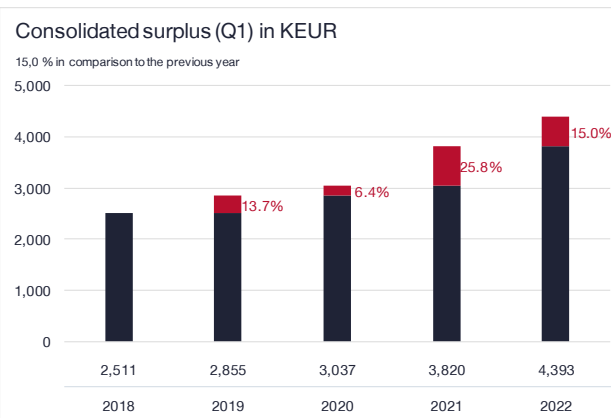
EMPLOYEES

NEXUS Group employed an average of 1,504 people in the first three months (3M-2021: 1,417 employees).

CHANGES IN OWNERSHIP INTEREST

The following changes were implemented in the ownership interest structure:

- + NEXUS Schweiz AG, a wholly owned subsidiary of Nexus AG, acquired 60% of the shares of onelCT AG, Wallisellen (Switzerland), on 09/02/2022. A put/call option contract exists for a further 40% of the shares.



EVENTS AFTER THE BALANCE SHEET DATE

- + Nexus AG acquired 70% of the shares of ifms GmbH, Institut für medizinische Software, Saarbrücken (Germany), on 18/03/2022. The initial consolidation is contractually fixed for 31/05/2022. A put/call option contract exists for a further 30% of the shares.
- + As effective of 15/04/2022 NEXUS / CSO GmbH was renamed NEXUS / REHA GmbH.
- + dc-systeme Informatik GmbH, a wholly owned subsidiary of Nexus AG, bought with an asset deal on 02/05/2022 the business of the On-Lab GmbH, Offenburg (Germany).
- + Nexus AG acquired the remaining 10.94% of the shares of the subsidiary NEXUS POLSKA Sp. z o.o., Poznan (Poland), on 09/05/2022 from the existing option agreement.

Finance Highlights Q1 2022

- + 15.0% increase in the consolidated surplus from KEUR 3,820 (3M-2021) to KEUR 4,393
- + 18.5 % increase in Group result for earnings before interest and taxes (EBIT) from KEUR 5,049 (3M-2021) to KEUR 5,985
- + Continuously very strong operational cash flow in the first quarter of KEUR 27,971
- + High net liquidity of KEUR 46,279

SALES BY REGION

	01/01-31/03/2022	01/01-31/03/2021	Change
	KEUR	KEUR	%
Germany	25,713	23,212	10.8
Switzerland /Lichtenstein	11,749	9,843	19.4
Netherlands	5,793	4,977	16.4
Poland	1,346	1,179	14.2
France	1,692	1,708	-0.9
Austria	1,208	872	38.5
Other countries	1,997	2,149	-7.1
Total	49,498	43,940	12.6

SALES BY OPERATING SEGMENTS

	Healthcare Software		Healthcare Service		Consolidation		Group	
	Q1 2022	Q1 2021	Q1 2022	Q1 2021	Q1 2022	Q1 2021	Q1 2022	Q1 2021
	KEUR	KEUR	KEUR	KEUR	KEUR	KEUR	KEUR	KEUR
Sales to third parties	47,956	42,057	1,542	1,883	—	—	49,498	43,940
Sales between segments	14	18	689	2,557	-703	-2,575	—	—
Segment revenues	47,970	42,075	2,231	4,440	-703	-2,575	49,498	43,940

Group Information

CHANCES AND RISKS REPORT

Please refer to the explanations in the Annual Report of 31/12/2021 for information about the essential chances and risks in the development of NEXUS Group. There have been no essential changes in the meantime.

ACCOUNTING AND VALUATION METHODS

This interim report of the NEXUS Group of 31/03/2022 has been prepared in keeping with the International Financial Reporting Standards (IFRS) as they are applied in the EU. The interpretations of the International Financial Reporting Interpretation Committee (IFRIC) have been taken into account. The regulations of IAS 34 were observed in the interim report of 31/03/2022. This refers to a summarized report, which does not contain all information of an IFRS Group Financial Statement, and consequently this report should be read in connection with the Notes to the Group Financial Report 2021. The same accounting and valuation methods were used in the Group Financial Report for the business year 2021. The report has not been audited.

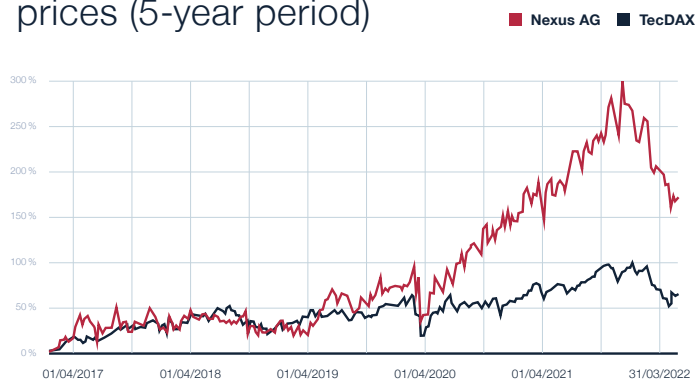
Stock Market, Event and Financial Data

Company Profile

Nexus AG develops and sells software solutions for the international healthcare market. With our core Hospital information system (NEXUS / HIS) and integrated diagnostic modules (NEXUS / DIS), we have a unique product range, which can cover almost all functional requirements of hospitals, psychiatric institutions, rehabilitation facilities and diagnostic centers within our own product families.

NEXUS employs approx. 1,650 people, is present in seven European countries with its own sites and serves customers in an additional 23 countries via certified dealers. Thanks to continuously growing demand for NEXUS products, we have been able to build up a large customer base in recent years and regularly show increases in sales and results.

Frankfurt stock exchange stock prices (5-year period)



Investor Relations – Successful Together!

We rely on transparent, regular and timely communication in dialog with the capital market. Our goal is to build trust and work together with our investors on the success of NEXUS. We provide our investors a wide range of opportunities to exchange ideas at conferences, road shows and one-on-one meetings.

Börsenkurse

- + Initial listing on 04/01/2022: 71.90 EUR
- + Highest price on 04/01/2022: 73.10 EUR
- + Stock market capitalization on: 857.16 Mil. EUR
- + Closing price on 31/03/2022: 54.20 EUR

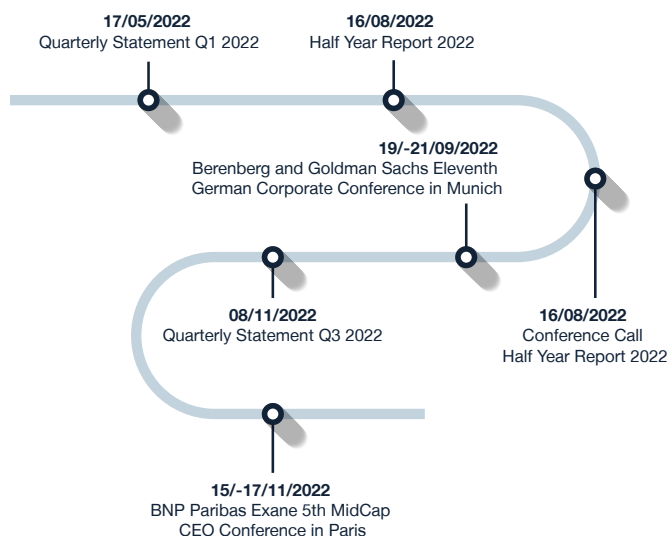
Your contact person



Melanie Ilic

Investor Relations
 Phone.: +49 771 22960-260
 Fax: +49 771 22960-226
 E-Mail: ir@nexus-ag.de

Finanzkalender



NEXUS / ADVANCED REPORTING

Intelligent Diagnosis

NEXUS / ADVANCED REPORTING is the fast and intelligent way to create diagnoses: AI-controlled and automated. Diagnosis and documentation are made much faster (60% faster). Everything based on structured terminology.

PROCESS

- 1 Media transfer from medical device (e.g., endoscope)
- 2 Interactive diagnosis with tool support
- 3 Doctors' letter with structured terminology

Step by step Guidance 

complete and precise diagnosis

INPUT



Anatomic graphs
Interactive organ images
Videos



Void control
Manual text entry

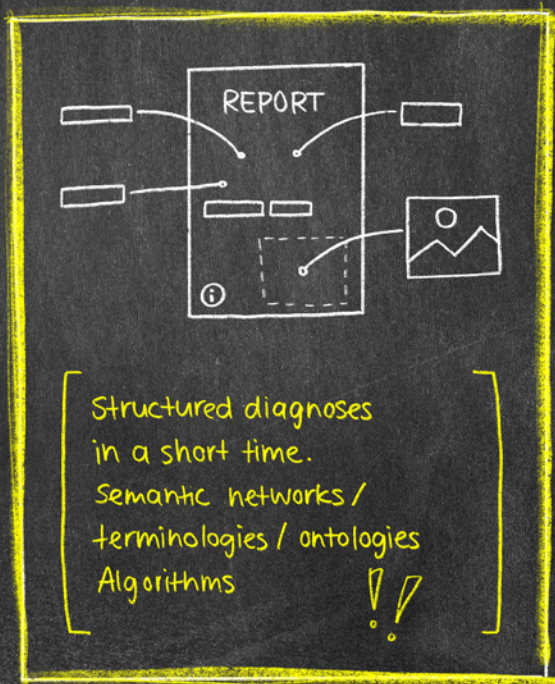


Measured values

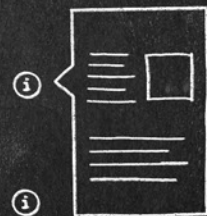


Results from artificial recognition algorithms

CREATION



SUPPORT



Wiki / Library for quickly available background knowledge (such as SOPs)



Help for training, quality assurance, overcoming language barriers

RESULT



Standardized, individual doctor's letters



Structured analyses (for management, medical analyses, AI-controlled research)



Procedure derivation

Consolidated Balance Sheet

ASSETS	31/03/2022	31/12/2021
Non-current assets	KEUR	KEUR
Goodwill	104,133	102,927
Other intangible assets	45,149	46,597
Fixed assets	11,873	11,938
Shares in associated companies	24	-
Right-of-use assets	14,679	16,475
Deferred tax assets	3,230	2,788
Other financial assets	369	393
Total non-current assets	179,457	181,118
Current assets		
Inventories	2,206	1,691
Trade and other receivables	30,250	31,930
Contract assets	4,008	2,234
Other non-financial assets	5,995	3,670
Other financial assets	1,282	526
Cash and cash equivalents	46,279	26,172
Total current assets	90,020	66,223
Total assets	269,477	247,341

LIABILITIES	31/03/2022	31/12/2021
Equity	KEUR	KEUR
Subscribed capital	15,815	15,815
Capital reserves	34,510	34,470
Retained earnings	100,035	95,863
Other comprehensive income	-6,913	-6,827
Capital redemption reserve	-2,690	-529
Shareholders' equity attributable to parent	140,757	138,792
Non-controlling interests	3,788	3,611
Total equity capital	144,545	142,403
Non-current liabilities		
Pension obligations	16,549	16,295
Deferred tax liabilities	10,498	10,363
Other financial liabilities	7,315	6,211
Lease liabilities	10,537	12,072
Total non-current liabilities	44,899	44,941
Current liabilities		
Accrued liabilities	6,022	6,016
Trade payables	6,364	5,043
Other non-financial liabilities	9,465	21,549
Other financial liabilities	14,312	13,399
Other financial liabilities	2,405	5,384
Lease liabilities	4,358	4,559
Contract liabilities	37,107	4,047
Total current liabilities	80,033	59,997
Balance sheet total	269,477	247,341

Consolidated Profit and Loss Account

	01/01/2022-31/03/2022	01/01/2021-31/03/2021
	TEUR	TEUR
Revenue	49,498	43,940
Capitalized development costs	591	670
Other operating income	1,488	981
Cost of goods sold	7,691	6,312
Staff costs	29,801	26,777
Impairment costs financial assets	12	-
Other operating expenses	3,898	3,416
EBITDA	10,175	9,086
Depreciation	4,190	4,037
EBIT	5,985	5,049
Financial income	1	16
Financial expenses	317	95
EBT	5,669	4,970
Taxes	1,276	1,150
Consolidated net income	4,393	3,820
Consolidated net income apportioned to:		
- Nexus AG shareholders	4,172	3,681
- Non-controlling interests	221	139
Consolidated earnings per share		
Weighted average (undiluted) of issued shares in circulation (in thousands)	15,773	15,748
Weighted average (diluted) of issued shares in circulation (in thousands)	15,773	15,748
Undiluted in EUR	0.26	0.23
Diluted in EUR	0.26	0.23

Consolidated Cash Flow Statement

	01/01/2022-31/03/2022	01/01/2021-31/03/2021
1. Cash flow from operating activities	KEUR	KEUR
EBIT	5,985	5,049
Depreciation (+)/amortization (-) on intangible assets and fixed assets	2,888	2,812
Depreciation (+) on rights of use leased assets	1,302	1,225
Other non-operating expenses (+)/income (-)	-7	-103
Increase (-)/decrease (+) in inventory	-500	-1,701
Gains (-)/losses (+) on the disposal of assets and investments	-	-32
Increase (-)/decrease (+) in receivables and other assets	-4,395	-11,185
Increase (+) / decrease (-) in provisions	16	1,075
Increase (+)/decrease (-) in liabilities	23,589	24,265
Interest paid (-) / interest received (+)	-603	-88
Income taxes paid (-) / income tax refunds (+)	-303	-828
	27,971	20,489
2. Cash flow from investment activities		
Payments (-) for investments in intangible assets and property, plant and equipment	-1,152	-1,116
Proceeds (+) from the disposal of intangible assets and property, plant and equipment	-	25
Payments (-) for the acquisition of consolidated companies less the funds acquired	-400	-748
	-1,552	-1,839
3. Cash flow from financing activities		
	-	-707
Payments (-) for purchase of non-controlling interests for already consolidated companies	-2,981	-
Payments (-) for redemption of lease liabilities	-1,193	-1,225
Dividends paid to non-controlling interests (-)	-44	-
Payments (-) for the purchase of treasury stock	-2,161	-
	-6,379	-1,225
Change in cash and cash equivalents	20,040	17,425
Effect of exchange rate changes on cash and cash equivalents	68	-1,091
Cash and cash equivalents at the start of the period	26,171	26,449
Cash and cash equivalents at the end of the period	46,279	42,783
Composition of cash and cash equivalents		
Cash and bank balances	46,279	42,076

__ Statement from the Legal Representatives

To the best of our knowledge, and in accordance with the applicable reporting principles for interim financial reporting, the interim consolidated financial statements give a true and fair view of the assets, liabilities, financial position and profit or loss of the group, and the interim management report of the group includes a fair review of the development and performance of the business and the position of the group, together with a description of the principal opportunities and risks associated with the expected development of the group for the remaining months of the financial year.

Donaueschingen, 17/05/2022

Nexus AG

The Executive Board