



**NEXUS AG
INTERIM REPORT
May 30, 2005**

Letter to Our Stockholders

Dear Stockholders:

The focus of NEXUS AG also remained the expansion of our market position in this year, i.e., the installed base of software systems in the health care system. NEXUS currently has a very good starting position as a supplier of highly innovative information systems with a guaranteed future in health care. We have achieved a good reputation and a wide-ranged installation basis not only in Germany over the past years, but also internationally. It is now a question of continuing this work building up our company and increasing our business volume significantly.

We have again set ambitious goals in the current year. This applies especially to sales, which we want to increase considerably this year too. At the same time, we are going to strengthen our operating result further and only invest as many resources into growth that are need to ensure that losses before taxes are avoided.

We have already taken a giant step in the direction of achieving this goal during the reporting period of January to March of the current year. In spite of substantial expenses, which we are investing in the integration of the micom GmbH, the figures of the first quarter confirm our targets.

Sales increased from EUR 2.6 million to EUR 5.0 million (+91%) during the first three months. The area of Health Care Software is responsible for this increase, which was able to grow both in Germany and internationally. The sales contribution of the micom GmbH from the first quarter was consolidated for the first time.

The operating result also developed positively. The EBITDA in the first three months was KEUR 1,033 (previous period in 2004: KEUR 193) and consequently exceeded the previous year's figure of KEUR 840 by a considerable margin. The operating result before taxes improved by KEUR 603 to KEUR 229 (period in the previous year: KEUR -374). The Group result has become positive and is KEUR 229 following KEUR -491 in the first three months of 2004 (+ KEUR 720).



Dr. Ingo Behrendt
CEO Nexus AG

The balance relations have not changed essentially compared to Dec. 31, 2004. While receivables increased by KEUR 576, inventories decreased by KEUR 288 and active latent taxes by KEUR 71. The amount of cash on hand remains high at 16 million euros and ensures achievement of the long-term objectives of the company.

The good start into the first quarter will help to achieve our ambitious goals of the current year.

Until the end of the year, we are going to concentrate on expanding our marketing measures and increasing the degree of recognition of our product areas in the regions. In doing this, a uniform presence on the market of the individual subsidiaries of NEXUS AG will be a special point of emphasis.

In this context, the integration of the micom GmbH and the share of the GMT GmbH, Frankfurt, purchased in the second quarter, will be other focal points of the current year.

With the purchased shares, NEXUS has obtained the possibility of expanding its successful range of products continually further into a complete system. We are consequently able to depict specific target group solutions in the health care system and use technological synergies thanks to the modular structure of our solution.

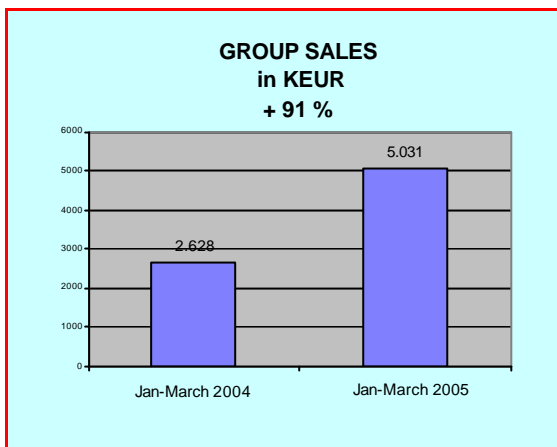
We are facing interesting challenges with these tasks, which will bring us substantially closer to our goal of becoming a significant supplier of medical information systems internationally too.



Dr. Ingo Behrendt
CEO NEXUS AG

Sales and Result Improved Again

The NEXUS Group achieved sales of KEUR 5,031 in the first three months of 2005 following KEUR 2,628 in the same period of the previous year. The increase in sales is thanks to stable business in the area of Health Care Software and the consolidation of micom GmbH in the first quarter.



Segment sales in "Healthcare Software" improved by approximately 185% from **KEUR 1,377** to **KEUR 3,928** in the first three months of 2005 compared to the same period of the previous year. Sales in the area of Healthcare Service declined by 12% from **KEUR 1,251**

Sales by divisions

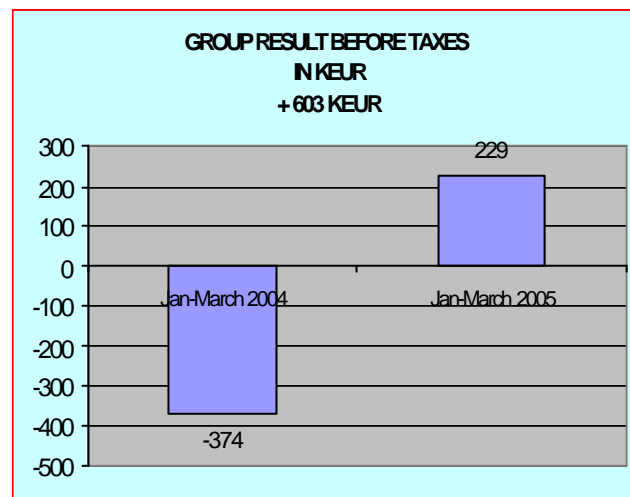
	01/01- 03/31/2004 KEUR	01/01- 03/31/2005 KEUR	Δ in %
Healthcare Software	1,377	3,928	185.3
Healthcare Service	1,251	1,103	-11.8
Total	2,628	5,031	91.4

Sales according to regions show an improvement both in nationally and internationally. Switzerland again stands out in the international area, while there were only few sales in Austria in the first quarter.

Sales by areas

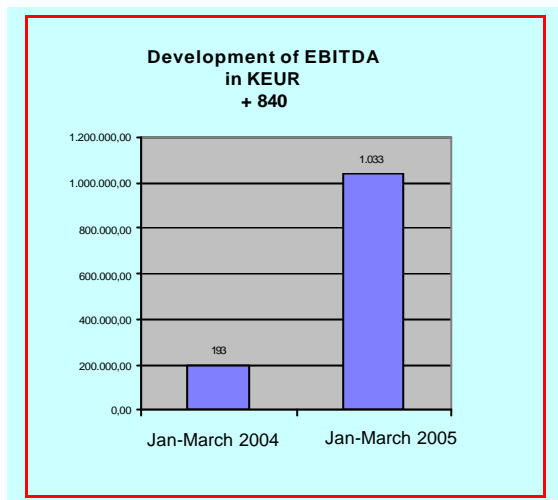
	01/01- 03/31/2004 KEUR	01/01- 03/31/2005 KEUR	Δ in %
Germany	2,027	4,021	98.4
Switzerland	244	513	110.2
Austria	215	80	-62.8
Italy	29	321	1006.9
Rest of Europe / USA	112	63	-43.8
Kuwait	1	33	3200
Total:	2,628	5,031	91.4

The result before taxes is **KEUR +229** following **KEUR -374** in the same period of 2004. The operating result after taxes also improved by **KEUR 720** to **KEUR 229** (period in the previous year: KEUR -491).



Results from January to March 2005

_A increase of KEUR 840 (previous year: KEUR 193) was achieved to KEUR 1,033 in the EBITDA .



_The segment results developed positively. There was especially a substantial improvement in the Healthcare Software segment from **KEUR 487** to **KEUR 233** (Jan. to March 2004: KEUR -254). The Healthcare Service segment showed an improvement by **KEUR 232** to **KEUR -5** (period in the previous year: KEUR -237).

_The cash flow from current business operations was lower than the previous year at KEUR -29 (Q1/2004: KEUR 744), which is mainly due to increased receivables (KEUR 824). The cash reserves were KEUR 16,020 in (Dec. 31, 2004: KEUR 16,694).

HIGHLIGHTS

SALES AND RESULTS

- + Sales increase of 91% compared to previous year from KEUR 2,628 to 5,031
- + Sales increase in Healthcare Software area KEUR 2.551
- + EBITDA substantially higher than previous year at KEUR 1,033 (2004: KEUR 193)
- + Result after taxes substantially higher than previous year at

NEW CUSTOMERS / NEW COMPANIES

+ NEXUS Wins Contract in the Canton of Fribourg

NEXUS was able to win the bid in the Swiss Canton of Fribourg. The first order is for the Cantonal Hospital Fribourg from a total of six hospitals. The orders for the other hospitals will follow subsequently.

+ NEXUS Wins First Contract for a Proton Center

The Rinecker Proton Therapy Center, Munich, has selected NEXUS for image communication.

+ NEXUS Wins First Contract for an Installation in Spain

NEXUS has won a contract bid for its first installation in Spain with a radio-oncology solution in Cordoba.

+ GMT Now Belongs to the Nexus Group

GMT mbH, Frankfurt a.M. is part of the NEXUS Group effective April 22, 2005. GMT mbH is a supplier of innovative software with focal points of gynecology and obstetrics.

NEXUS in the environment of the financial and healthcare market

NEXUS STOCKS INCREASE TO MORE THAN €2.60 IN 1ST QUARTER



NEXUS stocks recovered in the 1st quarter 2005 compared to the previous year. The upswing in the first quarter had the stocks climb to a rate of more than € 2.60 and continued to show increases in their further development. The positive development of the NEXUS Group resulted from its improved position in the market.

NEXUS STAYS IN CONTACT

Regardless of whether you want paper or electronic documents from NEXUS, we provide you with the requested information. E-mail us at mail@nexus-ag.de, and you will receive our financial reports or product information as soon as possible. These documents are available for downloading from our homepages www.nexus-ag.de.

If you would like information on the telephone, you can call our Investor Relations Team at 07721-8482-320.

FINANCIAL CALENDAR AND EVENTS 2005

FINANCIAL EVENTS

Interim Report Q1/2005	May 30, 2005
General Stockholders Meeting	June 27, 2005
Semi-Annual Report 2005	Aug. 30, 2005
Interim Report Q3/2005	Nov. 29, 2005

EXHIBITIONS

eHealthCare
5th Swiss eHealthCare Congress and trade fair
Nottwil
www.ehealthcare.ch
Oct. 25 to 26, 2005

MEDICA 2005
World's Largest Medical Trade Fair
Dusseldorf
www.medica.de
Nov. 16 to 19, 2005

Welche Zukunft hat Ihr Klinik-Informationssystem?

Wenn Ihr Klinik-Informationssystem nicht mehr mehr anwächst wird, ist es höchste Zeit, über mögliche Alternativen nachzudenken.

Ein NEXUS ist die moderne Alternative, die Sie vermissen können. 2004 haben sich 46 Krankenhäuser und Fachkliniken für NEXUS entschieden. Mit über 200 weiteren laufenden NEXUS-Anwendungen haben wir Ihnen die Sicherheit einer professionellen Lösung.

NEXUS.MedInfo[®] ist heute die Basis eines umfassenden Klinik-Informationssystems. Die NEXUS-Produkte werden kontinuierlich weiter entwickelt und ergänzt.

Machen Sie sich selbst ein Bild von NEXUS und seinen Möglichkeiten unter www.nexus-ag.de oder vereinbaren Sie einen persönlichen Termin.

Mit freundlichen Grüßen
Ingo Dehnbart
Dr. Ingo Dehnbart
Vorstandsvorsitzender

NEXUS +T+T **micom**

Frühling 05

Für Ihre Anwendung ist leider kein Update mehr verfügbar.

- Schließen Sie alle Anwendungen und starten Sie neu.
- Bitte wenden Sie, um das Problem zu beheben.

New marketing initiative : Nexus is targeting the replacement of old systems with this mailing campaign

Canton Hospital Fribourg in the French-Speaking Part of Switzerland Awards Contract to NEXUS

Six hospitals in the Canton of Fribourg will work using the electronic patient files from NEXUS in the future

NEXUS was able to win the bid for the Canton of Fribourg for equipping six hospitals with the information system NEXUS.MedFolio®. The largest hospital, the Hôpital Cantonal Fribourg, has now signed the contract. With the project "FriHosp", the cantonal hospital has set the goal of putting its hospital information system for medicine on a new basis. It expects to increase efficiency thanks to optimizing internal process and improving coordination and communication with those providing services in the health care system. "We selected NEXUS, because we want to provide our patients and staff, who will be directly affected by this, with the best solutions," according to Pierre André Kolly, Deputy Manager. The cantonal hospital treats approximately 11,000 inpatients and outpatients annually.



NEXUS distinguished itself among numerous suppliers as a reliable system for the future for recording patient data, medical and nursing services as well as communication between wards and departments. Nexus CEO Dr. Ingo Behrendt summarized: "While patient data were mainly recorded in paper files by hand in the past, it will be possible to see all case histories of patients at each of the approx. 1,500 work stations and keep them updated continually in the future thanks to the FriHosp project." A detailed authorization and data protection concept will safeguard access to the data. Electronic communication between wards and departments such as radiology or laboratories will be speeded up: orders can be entered online, and findings come in the same way back. This means for patients that there will be no more double examinations and diagnoses can be made more quickly.

This order is not only very significant from a business standpoint, but is also an important step in the internationalization of the company with this entry into the French-language market.

GMT mbH now belongs to the Nexus Group

NEXUS AG ACQUIRED ALL SHARES OF GMT MBH, FRANKFURT A.M., ON APRIL 22, 2005. THIS IS A LINK, WHICH BOTH COMPANIES AND MANY CUSTOMERS CONSIDER AN IDEAL COMPLEMENT. TWO COMPANIES WITH COMPATIBLE AND COMPLEMENTARY PRODUCT RANGES ARE HEADING INTO THE FUTURE TOGETHER AND IMPLEMENTING THEIR SYNERGIES ACTIVELY INTO INNOVATIVE PRODUCTS.

_NEXUS Group is increasing its range of products by another special medical solution with this acquisition and is continuing its path consistently and successfully to expand its solution skills in the direction of a digital hospital. The objective of this acquisition is to expand the portfolio in the areas of gynecology and obstetrics in the corporate group.

_GMT mbH is one of the market leaders for software solutions dealing with all aspects of gynecology and obstetrics in hospitals with total sales of approx. EUR 2.5 million in the past business year and more than 350 regular customers.



Mr. Norbert Grieser (Managing Director of GMT mbH) and Dr. Ingo Behrendt (Chief Executive Officer of NEXUS AG) at the contract signing



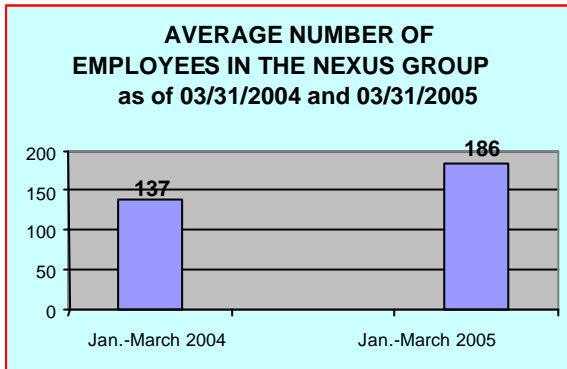
_"Product synergies are being created with the merger of the two companies, which will benefit our joint customers and the company overall," GMT Managing Director Norbert Grieser announced happily. It can already be seen today that GMT will develop excellently in the NEXUS Group. Integration into a modern organization and access to new and innovative modules are an ideal prerequisite for a joint, successful future.

_GMT is strengthening the product range of the NEXUS Group in the areas of gynecology and obstetrics. This is an area, which NEXUS did not deal with previously. The compatibility of the technologies of both companies makes it easier to integrate the solutions into the modular system concept of NEXUS.

NEXUS company information

NUMBER OF EMPLOYEES INCREASED DUE TO INTEGRATION

The number of employees was 186 persons as of March 31, 2005. A total of 137 persons were employed in the same period of the previous year.



DIRECTORS' HOLDINGS

The director's holders of the supervisory and executive boards are as follows on March 31, 2005 in comparison the

Supervisory Board	Number of shares	Number of options
Dr.jur. Hans-Joachim König	81.099 previous year 81.099	0 previous year 0
Dr.Herwig Freiherr von Nettelhorst	0 previous year 0	0 previous year 0
Ronny Dransfeld	0 previous year 0	0 previous year 0
Dr. Dietmar Kubis	0 previous year 0	0 previous year 0
Prof. Dr. Ulrich Krystek	0	0 previous year 0
Wolfgang Dörflinger	0	0 previous year 0
Executive Board		
Dr. Ingo Behrendt	40.000 previous year 40.000	210.000 previous year 50.000
Diplombetriebswirt Stefan Burkart	76.147 previous year 76.147	0 previous year 0

Outlook

Following our increased involvement with acquisitions in the past and current year, the next months will be characterized strongly by the integration of the various business areas. The goal is to implement our concept of a modular information system consistently, which can be adapted specific to target groups.

The integration of MICOM has already been continued intensively in the first quarter and resulted in considerable success. This applies both to cost savings as well as to our joint successes on the market. The integration of GMT began in May and will be continued consistently in the current year. We are going to orient the companies of the Group to uniform strategy for technology, quality and products and position them clearly with the Group.

We are already in a very comfortable position in many markets and are slowly seeing the fruits of the increasingly widespread use of NEXUS products.

In the coming months, it will be a question of taking advantage of chances that arise and progressing increasingly fast on the successful path of the past months. In doing this, the winning of new orders in Germany will play a role in the same way as the further canvassing of foreign markets and the consistent search for cost synergies within the Group. In addition, we will continue to be on the lookout for chances for additional acquisitions of market participants and technologies. We are very positive about developments after this good start into the new year and are putting all our efforts into the further development of our company.

Facts and Figures

ACCOUNTING AND VALUATION METHOD

This interim report from the NEXUS Group as of March 31, 2005 has been prepared in keeping with the International Financial Reporting Standards (IFRS). The interpretation of the International Financial Reporting Interpretation Committee (IFRIC) has been taken into account.

The same accounting and valuation methods were used in the interim accounts as in the consolidated financial statements for the business year 2004. The report has not been audited.

CONSOLIDATED BALANCESHEET AS OF MARCH 31, 2005 AND DECEMBER 31, 2004 (IFRS)

ASSETS	Annex	1/1/2004 12/31/2004 KEUR	1/1/2005 3/31/2005 KEUR
A. Short term capital			
I. Cash and cash equivalents		2,769	2,346
II. Securities		13,925	13,674
		16,694	16,020
III. Receivables and other assets			
1. Trade receivables		6,052	6,628
2. Receivables from associated companies		24	16
3. Other assets		3,909	3,886
4. Tax refund claims		383	422
		10,368	10,952
IV. Inventories		680	392
V. Prepared expenses		78	221
		TOTAL SHORT TERM CAPITAL:	27,820
			27,585
B. Long term capital			
I. Property, plant and equipment			
1. Tenant installations		.	.
2. Other equipment, factory and office equipment		451	417
		451	417
II. Intangible assets			
1. Concessions, industrial property rights and rights and assets as well as licenses from such rights and assets		439	332
2. Development costs		7,296	7,435
		7,735	7,767
III. Financial assets			
1. Investments in associates		62	74
2. Other loans		43	43
		105	117
IV. Goodwill			
1. Goodwill		5,221	5,216
2. Customer base/technology		2,169	2,123
V. Deferred taxes		4,281	4,210
		TOTAL ASSETS:	47,782
			47,435

Facts and Figures

CONSOLIDATED BALANCE SHEET AS OF MARCH 31, 2005 AND DECEMBER 31, 2004 (IFRS)

LIABILITIES AND EQUITY	Annex	1/1/2004 12/31/2004 KEUR	1/1/2005 3/31/2005 KEUR
A. SHORT TERM LIABILITIES			
I. Tax provisions		6	7
II. Other provisions		1,595	1,584
III. Bank loans		184	187
IV. Received payments for orders		998	635
V. Trade accounts payable		1,874	1,021
VI. Liabilities with associated companies		47	25
VII. Other liabilities		1,085	893
VIII. Deferred income		123	1,081
Total short term liabilities:		5,912	5,433
Pension provisions		405	412
Minority interest		440	369
B. Equity			
I. Subscribed capital		13,720	13,720
II. Capital reserves		38,898	38,898
III. Other reserves		1	1
IV. Equity capital difference from currency conversion		3	-2
V. Validation reserve for financial instruments		75	48
VI. Consolidated loss carry forward		-11,199	-11,673
VII. Group loss		-473	229
Total equity:		41,025	41,221
		47,782	47,435

Facts and Figures

GROUP PROFIT AND LOSS ACCOUNT AS OF MARCH 31, 2005 AND DEC. 31 2004 (IFRS)

	Annex	1/1/2004 3/31/2004 KEUR	1/1/2005 3/31/2005 KEUR
1. Revenue		2,628	5,031
2. Increase/decrease in finished goods and work in progress		387	-182
3. Own work capitalized		722	798
4. Other operating income		110	133
5. Cost of materials			
a) Cost of raw materials, consumables and goods for resale		577	969
b) Cost for purchased services		130	309
6. Personnel costs			
a) Wages and salaries		1,742	2,118
b) Social costs		340	416
7. Depreciation and amortization of fixed intangible and tangible assets		665	873
8. Other operating expenses		853	1,008
9. Other taxes		4	3
Operating result		-464	84
10. Expenses from associated companies		0	0
11. Other interest receivables and similar income		131	154
12. Revenue from associated companies		0	0
13. Write-offs of financial assets		27	6
14. Interest payable and other similar charges		14	3
Profit before tax		-374	229
15. Income taxes		-106	-72
Profit after tax		-480	157
16. Minority interest		-11	72
Group result		-491	229
Earnings per share	(23)		
Weighted average of issued shares (in thousands)		10,292	13,720
Result per share in EUR (diluted and undiluted)		-0.05	0.02

Facts and Figures

CONSOLIDATED CASH FLOW STATEMENT AS OF MARCH 31, 2005 AND DEC. 31 2004 (IFRS)

	IFRS 01.01.2004 - 31.03.2004 KEUR	IFRS 01.01.2005 - 31.03.2005 KEUR
1. Cash flow from operating activities		
Results of the year before deduction of profit payable to other shareholders, income taxes, interest and finance income/expenditure	-475	124
Depreciation and amortization of intangible assets and plant, equipment and other fixed assets	665	873
Other expenses/income with no impact on cash	-76	-87
Profit/loss from disposal of securities	-12	13
Increase/decrease in inventories	-378	288
Increase/decrease in trade receivables and other assets that cannot be allocated to investing or financing activities	1.307	-824
Changes in provisions	299	-4
Increase/decrease in trade receivables and other liabilities that cannot be allocated to investing or financing activities	-606	-517
Interest paid	-13	-3
Interest payment received	98	147
Income taxes paid	-65	-39
Income taxes received	0	0
	<u>744</u>	<u>-29</u>
2. Cash flow from investing activities		
Cash received from disposal of property, plant and equipment/intangible assets	0	0
Cash paid for investments in property, plant and equipment/intangible assets	-755	-796
Cash paid for investments in financial assets	0	-17
Cash paid for investment in associated companies	0	0
Cash received disposal of securities	3.056	3.449
Cash paid for investments in securities	-3.384	-3.212
	<u>-1.083</u>	<u>-576</u>
3. Cash flow from financing activities		
Acquisition of treasury shares	0	0
Inflows from minority shareholders as part of capital increase	0	0
	<u>0</u>	<u>0</u>
4. Cash and cash equivalents at end of period		
Cash relevant changes in cash and cash equivalents (sum of 1 + 2 + 3)	-339	-605
Change in currency conversion adjustment	0	-5
Cash and cash equivalents at beginning of fiscal year	3.238	2.768
	<u>2.899</u>	<u>2.158</u>
5. Composition of cash and cash equivalents		
Cash on hand	3.072	2.345
Bank liabilities due on demand	-173	-187
	<u>2.899</u>	<u>2.158</u>

Facts and Figures

DEVELOPMENT OF GROUP EQUITY OF MARCH 31, 2005 AND DEC. 31 2004 (IFRS)

	Subscribed capital KEUR	Capital reserves KEUR	Other provisions KEUR	Equity difference from currency conversion KEUR	Reserve for financial instruments KEUR	Consolidated loss carry forward KEUR	Consolidated deficit KEUR	Equity KEUR	Authorized capital KEUR
Consolidated equity as of 1/1/2004 according to IFRS	10,292	35,025	1	-1	24	-10,107	-1,092	34,142	5,146
Transfer of 2004 consolidated loss to consolidate loss carry-forward	-	-	-	-	-	-1,092	1,092	0	-
Equity difference from currency conversion with Nexus Medizin- software und Systeme AG	-	-	-	4	-	-	-	4	-
Valuation of financial instruments at Fair Value	-	-	-	-	51	-	-	51	-
Capital increase due to capital subscribed in kind	3,428	3,873	-	-	-	-	-	7,301	-3,428
Consolidated deficit Dec. 31, 2004	-	-	-	-	-	-	-473	-473	-
Consolidated equity as of Dec. 31, 2004	13,720	38,898	1	3	75	-11,199	-473	41,025	1,718
Consolidated equity as of Jan. 1, 2005 according to IFRS	13,720	38,898	1	3	75	-11,199	-473	41,025	1,718
Transfer of 2004 consolidated loss to consolidate loss carry-forward	-	-	-	-	-	-473	473	0	-
Equity difference from currency conversion with Nexus Medizin- software und Systeme AG	-	-	-	-5	-	-	-	-5	-
Valuation of financial instruments at Fair Value	-	-	-	-	-27	-	-	-27	-
Consolidated profit March 3, 2005	-	-	-	-	-	-	229	229	-
Consolidated equity as of March 31, 2005	13,720	38,898	1	-2	48	-11,672	229	41,222	1,718

Nexus AG – Auf der Steig 6 – D- 78052 Villingen-Schwenningen
Tel.: +49- (0)7721-8482-0 – Fax: +49-(0)7721-8482-888 – e-mail: mail@nexus-ag.de - Internet: <http://www.nexus-ag.de>